



by Origin Point Brands, LLC



Residential Fence

For questions or quotes,
please contact us at 1-888-662-1788
or info@ironcraftfences.com

Ironcraftfences.com


14 DAY QUICK SHIP



Color

Black

The following styles are available in black for a 14 Day Quick Ship guarantee. Please reference each collection within the catalog to see corresponding gates, posts and accessories.



4ft

EASTHAM




4ft, 5ft

BERKSHIRE



52in

**BERKSHIRE
DELUXE**



4ft, 5ft, 6ft

ORLEANS

*5ft Flush Bottom



4ft, 5ft, 6ft

EURO

EXTENDED LEAD TIMES



Color

White


Bronze

We offer ALL fence styles in white and bronze. White and bronze options are available on a Made to Order basis with extended lead times. Please contact our Customer Service team for availability.



THESE 5 STYLES HAVE EXTENDED LEAD TIMES IN ALL 3 COLORS:

BLACK, WHITE & BRONZE



54in


BERKSHIRE

*Flush Bottom




4ft, 5ft

HEMPSTED




4ft, 5ft

CHATHAM



4ft

TRURO



4ft

CHESHIRE

ALL FENCE STYLES



Pool Code Installation

WARNING: Always research, verify, and comply with requirements of State laws, local building codes and/or ordinances, zoning limitations, and other legal mandates for pool, hot tub, and spa fencing. Such requirements vary from city to city, county to county, and/or State to State. References to such limitations may include the International Residential Code ("IRC"), the International Code Council ("ICC"), the Building Owners and Code Administrators ("BOCA"), the American National Standards Institute ("ANSI"), and others. Height, spacing, and/or other dimension requirements and specifications vary. If permitting is required, always obtain a permit before ordering fencing. THIS PRODUCT IS NOT WARRANTED TO COMPLY WITH ANY POOL, HOT TUB, AND SPA FENCING REQUIREMENTS AND ANY WARRANTY THERETO IS EXPRESSLY DISCLAIMED. THERE ARE NO WARRANTIES, EXPRESS OR IMPLIED, THAT EXTEND BEYOND THE DESCRIPTION ON THE FACE HEREOF, INCLUDING ANY WARRANTY FOR NONCOMPLIANCE WITH ANY POOL, HOT TUB, AND SPA FENCING REQUIREMENTS. ANY AND ALL IMPLIED WARRANTIES, INCLUDING ANY AND ALL WARRANTIES OF FITNESS FOR THE PARTICULAR PURPOSE OF POOL, HOT TUB, OR SPA FENCING, IS DISCLAIMED.



Aluminum IronCraft fence products are backed by our Lifetime Limited Warranty.



Euro IronCraft fence products are backed by our 10-Year Limited Warranty.

STEEL

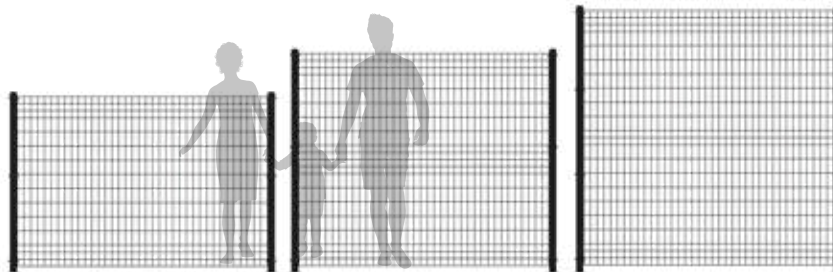


Euro Fence

IronCraft Euro Fence System is the ideal fence to enhance your home. IronCraft Euro Fence is an attractive modular alternative to chain-link fence. IronCraft's powder coat finish over welded steel construction provides sturdy durability of years of performance.

Great Alternative to Chain Link Fence

PANEL SIZES



Mesh Size:
2in. x 2in.
top & bottom
2in. x 4in. middle

Important Information:
Euro Fence Panels
DO NOT RACK




4ft. h x 6ft. w
BLACK #838281
**Actual Size
47-3/8in H x 69-3/4in W*

5ft. h x 6ft. w
BLACK #838885
**Actual Size
59.2in H x 70in W*

6ft. h x 6ft. w
BLACK #838946
**Actual Size
71in H x 70in W*


GATES

4 ft.



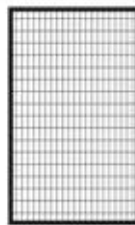
4ft. h x 4ft. w
BLACK #838298
**Actual Size
46.89in H x 42.87in W*

5 ft.



5ft. h x 4ft. w
BLACK #838892
**Actual Size
58.9in H x 42.87in W*

6 ft.



6ft. h x 4ft. w
BLACK #838953
**Actual Size
70.87in H x 42.87in W*



NOTE: Gates are not designed for use with powered gate operators.

FEATURES

Color

Black



*For Panels, Gates, & Posts

10 YEAR LIMITED WARRANTY

POSTS

POSTS



74in. h
BLACK #838311
86in. h
BLACK #838915
98in. h
BLACK #838977

*Posts comes with cap & clips

FLANGE POSTS



50in. h
BLACK #838304
62in. h
BLACK #838922
74in. h
BLACK #838984

Note: Hardware needed for installation ships with the Euro fence posts. Additional hardware can be purchased separately using model# 838328SOS (two clips per bag)

WARNING: VERIFY LEGAL REQUIREMENTS FOR USE WITH POOLS, HOT TUBS, AND SPAS.



ALUMINUM



Eastham Fence

IronCraft's Eastham aluminum fence features a two rail, smooth top design without finials. Picket spacing is 3-13/16 in. Eastham gates are available in straight and arched top designs.

P
A
N
E
L



4ft. h x 6ft. w

BLACK #833797



WHITE #833798

BRONZE #833799

*Actual Size 48in H x 72in W

F
E
A
T
U
R
E
S

Color



Black



White



Bronze



*For Panels, Gates, & Posts

G
A
T
E
S

FLAT TOP


ARCHED

4 ft.



4ft. h x 4ft. w

BLACK #833821



4ft. h x 5ft. w

BLACK #833824



4ft. h x 6ft. w

BLACK #833827



4ft. h x 4ft. w - Arched

BLACK #833830



4ft. h x 5ft. w - Arched

BLACK #833833



WHITE #833822

BRONZE #833823

*Actual Size 48in H x 47in W

WHITE #833825

BRONZE #833826

*Actual Size 48in H x 59in W

WHITE #833828

BRONZE #833829

*Actual Size 48in H x 71in W

WHITE #833831

BRONZE #833832

*Actual Size 48in H x 47in W

WHITE #833834

BRONZE #833835

*Actual Size 48in H x 59in W



NOTE: Gates are not designed for use with powered gate operators. Please consult your local building codes before choosing and installing your fence. Gates are a nominal 1in. less than the opening to accommodate hinges and latch.

P
O
S
T
S

Flat Cap
POSTS
72in.

*Use with 4ft panels



LINE

BLACK #833803



CORNER

BLACK #833806



END/GATE

BLACK #833809

Ball Cap
POSTS
72in.

*Use with 4ft panels



LINE

BLACK #838577



CORNER

BLACK #838583



END/GATE

BLACK #838589



WHITE #833804

BRONZE #833805

WHITE #833807

BRONZE #833808

WHITE #833810

BRONZE #833811

WHITE #838578

BRONZE #838579

WHITE #838584

BRONZE #838585

WHITE #838590

BRONZE #838591

*Actual Size 72in H x 2in W x 2in L

NOTE: All posts are pre-routed to accept rails and include caps and screws.


WARNING: VERIFY LEGAL REQUIREMENTS FOR USE WITH POOLS, HOT TUBS, AND SPAS.



Berkshire Fence

IronCraft's Berkshire aluminum fence is a more elegant, smooth top design without exposed pickets. Exposed bottom pickets on 4 ft. and 5 ft. panels. Picket spacing is 3-13/16 in.

FEATURES



*For Panels, Gates, & Posts



PANEL


PANEL SIZES



4ft. h x 6ft. w
BLACK #833625

WHITE #833626
BRONZE #833854

*Actual Size 48in H x 72in W



54in. h x 6ft. w
BLACK #833753

WHITE #835344
BRONZE #835351

*Actual Size 54in H x 72in W



5ft. h x 6ft. w
BLACK #833627

WHITE #833628
BRONZE #833856

*Actual Size 60in H x 72in W

WARNING: VERIFY LEGAL REQUIREMENTS FOR USE WITH POOLS, HOT TUBS, AND SPAS.

GATES

4 ft. GATES



4ft. h x 4ft. w
BLACK #833687



4ft. h x 5ft. w
BLACK #833689



4ft. h x 6ft. w
BLACK #833691



4ft. h x 4ft. w - Arched
BLACK #833697



4ft. h x 5ft. w - Arched
BLACK #833699

WHITE #833688
BRONZE #833866

*Actual Size
48in H x 47in W

WHITE #833690
BRONZE #833868

*Actual Size
48in H x 59in W

WHITE #833692
BRONZE #833870

*Actual Size
48in H x 71in W

WHITE #833698
BRONZE #833867

*Actual Size
48in H x 47in W

WHITE #833700
BRONZE #833869

*Actual Size
48in H x 59in W

54 in. GATES Flush Bottom



54in. h x 4ft. w
BLACK #833757
WHITE #835358
BRONZE #835359

*Actual Size
54in H x 47in W

5 ft. GATES



5ft. h x 4ft. w
BLACK #833693

WHITE #833694
BRONZE #833872

*Actual Size
60in H x 47in W



5ft. h x 5ft. w
BLACK #833695

WHITE #833696
BRONZE #833874

*Actual Size
60in H x 59in W



5ft. h x 4ft. w - Arched
BLACK #833701

WHITE #833702
BRONZE #833873

*Actual Size
60in H x 47in W



GATES INCLUDE
ALL HARDWARE
HINGES & GRAVITY LATCH

NOTE: Gates are not designed for use with powered gate operators.
Please consult your local building codes before choosing and installing your fence.
Gates are a nominal 1in. less than the opening to accommodate hinges and latch.

POSTS

Flat Cap POSTS



BLACK #833629
WHITE #833630
BRONZE #833857



BLACK #833631
WHITE #833632
BRONZE #833860



BLACK #833633
WHITE #833634
BRONZE #833863

Ball Cap POSTS



BLACK #838526
WHITE #838527
BRONZE #838528



BLACK #838533
WHITE #838534
BRONZE #838535



BLACK #838540
WHITE #838541
BRONZE #838542

72in.

*Use with
4ft panels

*Actual Size 72in H x 2in W x 2in L

79in.

*Use with
54in panels



BLACK #833754
WHITE #835345
BRONZE #835352

BLACK #833755
WHITE #835346
BRONZE #835353

BLACK #833756
WHITE #835347
BRONZE #835354

*Actual Size 79in H x 2in W x 2in L

BLACK #838529
WHITE #835348
BRONZE #835355

BLACK #838536
WHITE #835349
BRONZE #835356

BLACK #838543
WHITE #835350
BRONZE #835357

84in.

*Use with
5ft panels



BLACK #833635
WHITE #833636
BRONZE #833859

BLACK #833637
WHITE #833638
BRONZE #833862

BLACK #833639
WHITE #833640
BRONZE #833865

BLACK #838530
WHITE #838531
BRONZE #838532

BLACK #838537
WHITE #838538
BRONZE #838539

BLACK #838544
WHITE #838545
BRONZE #838546

*Actual Size 84in H x 2in W x 2in L

NOTE: All posts are pre-routed to accept rails and include caps and screws.

WARNING: VERIFY LEGAL REQUIREMENTS FOR USE WITH POOLS, HOT TUBS, AND SPAS.

ALUMINUM



by Origin Point Brands, LLC

Berkshire Deluxe

IronCraft's Berkshire Deluxe aluminum fence is a more elegant, smooth top design without exposed pickets. Our deluxe fence style offers a clean, sleek appearance with no visible screws.

FEATURES

Color



Black



PANEL

PANEL SIZES



52in. h x 6ft. w - Deluxe
BLACK #836263 - Screws come with panels
*Actual Size 52in H x 72in W

GATE

52 in. DELUXE GATES



52in. h x 4ft. w
BLACK #836041
*Actual Size 52in H x 47in W

POSTS

Flat Cap POSTS

*Use with 52in panels



79in.

*Actual Size
79in H x
2in W x 2in L



LINE

BLACK #836096



CORNER

BLACK #836140



END/GATE

BLACK #836133

NOTE: All Posts are pre-routed to accept rails and include caps.

WARNING: VERIFY LEGAL REQUIREMENTS FOR USE WITH POOLS, HOT TUBS, AND SPAS.




ALUMINUM



Orleans Fence

IronCraft's Orleans aluminum fence offers a traditional wrought iron picket look. The pressed point pickets are even across the top. Picket spacing is 3-13/16 in. 5ft. fence panel is flush bottom.

FEATURES



LIMITED
LIFETIME
WARRANTY



*For Panels, Gates, & Posts



PANEL

PANEL SIZES



4ft. h x 6ft. w

BLACK #833601

WHITE #833602
BRONZE #835309

*Actual Size 48in H x 72in W



5ft. h x 6ft. w

BLACK #833603

WHITE #833604
BRONZE #835310

*Actual Size 60in H x 72in W



6ft. h x 6ft. w

BLACK #833605

WHITE #833606
BRONZE #835311


*Actual Size 72in H x 72in W

NOTE: 5ft fence panels have a flush bottom, no exposed pickets


4 ft. GATES



4ft. h x 4ft. w
BLACK #833665



4ft. h x 5ft. w
BLACK #833667



4ft. h x 6ft. w
BLACK #833669



4ft. h x 4ft. w - Arch
BLACK #833675



4ft. h x 5ft. w - Arch
BLACK #833677



4ft. h x 8ft. w - Rainbow
BLACK #833685



WHITE #833666
BRONZE #835321

*Actual Size
48in H x 47in W

WHITE #833668
BRONZE #835323

*Actual Size
48in H x 59in W

WHITE #833670
BRONZE #835325

*Actual Size
48in H x 71in W

WHITE #833676
BRONZE #835322

*Actual Size
48in H x 47in W

WHITE #833678
BRONZE #835324

*Actual Size
48in H x 59in W

WHITE #833686
BRONZE #835326

*Actual Size
48in H x 94in W

*Drop rod sold separately
*8ft includes 2 gate panels

5 ft. GATES



5ft. h x 4ft. w
BLACK #833671



5ft. h x 5ft. w
BLACK #833673



5ft. h x 4ft. w - Arch
BLACK #833679

*Flush Bottom



WHITE #833672
BRONZE #835327

*Actual Size
60in H x 47in W

WHITE #833674
BRONZE #835329

*Actual Size
60in H x 59in W

WHITE #833680
BRONZE #835328

*Actual Size
60in H x 47in W

6 ft. GATES



6ft. h x 4ft. w
BLACK #833681



6ft. h x 5ft. w
BLACK #833683



WHITE #833682
BRONZE #835330

*Actual Size
72in H x 47in W

WHITE #833684
BRONZE #835331

*Actual Size
72in H x 59in W



GATES INCLUDE
ALL HARDWARE
HINGES & GRAVITY LATCH

NOTE: Gates are not designed for use with powered gate operators.
Please consult your local building codes before choosing and installing your fence.
Gates are a nominal 1in. less than the opening to accommodate hinges and latch.

Flat Cap POSTS



LINE



CORNER



END/GATE

Ball Cap POSTS



LINE



CORNER



END/GATE

72in.

*Actual Size
72in H x
2in W x 2in L
*Use with
4ft panels



BLACK #833607

BLACK #833609

BLACK #833611

BLACK #838595

BLACK #838604

BLACK #838613

WHITE #833608
BRONZE #835312

WHITE #833610
BRONZE #835315

WHITE #833612
BRONZE #835318

WHITE #838596
BRONZE #838597

WHITE #838605
BRONZE #838606

WHITE #838614
BRONZE #838615

84in.

*Actual Size
84in H x
2in W x 2in L
*Use with
5ft panels



BLACK #833613

BLACK #833615

BLACK #833617

BLACK #838598

BLACK #838607

BLACK #838616

WHITE #833614
BRONZE #835313

WHITE #833616
BRONZE #835316

WHITE #833618
BRONZE #835319

WHITE #838599
BRONZE #838600

WHITE #838608
BRONZE #838609

WHITE #838617
BRONZE #838618

96in.

*Actual Size
96in H x
2in W x 2in L
*Use with
6ft panels



BLACK #833619

BLACK #833621

BLACK #833623

BLACK #838601

BLACK #838610

BLACK #838619

WHITE #833620
BRONZE #833903

WHITE #833622
BRONZE #835317

WHITE #833624
BRONZE #833909

WHITE #838602
BRONZE #838603

WHITE #838611
BRONZE #838612

WHITE #838620
BRONZE #838621

NOTE: All posts are pre-routed to accept rails and include caps and screws.

WARNING: VERIFY LEGAL REQUIREMENTS FOR USE WITH POOLS, HOT TUBS, AND SPAS.

ALUMINUM



by Origin Point Brands, LLC

Hempsted Fence

IronCraft's Hempsted aluminum fence blends the safety of a smooth top with the traditional wrought iron picket look. Picket spacing is 3-13/16 in.

FEATURES

Color



Black



White



Bronze




*For Panels, Gates, & Posts



PANEL

PANEL SIZES



4ft.h x 6ft. w

BLACK #833641
WHITE #833642
BRONZE #833885

*Actual Size 48in H x 72in W

5ft. h x 6ft. w

BLACK #833900
WHITE #833901
BRONZE #337750

*Actual Size 60in H x 72in W



WARNING: VERIFY LEGAL REQUIREMENTS FOR USE WITH POOLS, HOT TUBS, AND SPAS.

Hempsted Fence

GATES

4 ft. GATES



4ft. h x 4ft. w

BLACK #833703
WHITE #833704
BRONZE #835303


**Actual Size
48in H x 47in W*



4ft. h x 5ft. w

BLACK #833705
WHITE #833706
BRONZE #835305

**Actual Size
48in H x 59in W*



4ft. h x 6ft. w

BLACK #833707
WHITE #833708
BRONZE #835307

**Actual Size
48in H x 71in W*



4ft. h x 4ft. w - Arch

BLACK #833709
WHITE #833710
BRONZE #835304

**Actual Size
48in H x 47in W*



4ft. h x 5ft. w - Arch

BLACK #833711
WHITE #833712
BRONZE #835306

**Actual Size
48in H x 59in W*




4ft. h x 8ft. w - Rainbow

BLACK #833713
WHITE #833714
BRONZE #835308

**Actual Size
48in H x 94in W*

**Drop rod sold separately
8ft includes 2 gate panels

5 ft. GATES



5ft. h x 4ft. w

BLACK #835379
WHITE #835380
BRONZE #835383

**Actual Size
60in H x 47in W*



5ft. h x 5ft. w

BLACK #835385
WHITE #835386
BRONZE #835387

**Actual Size
60in H x 59in W*



5ft. h x 4ft. w - Arch

BLACK #835381
WHITE #835382
BRONZE #835384

**Actual Size
60in H x 47in W*



GATES INCLUDE
ALL HARDWARE
HINGES & GRAVITY LATCH

NOTE: Gates are not designed for use with powered gate operators. Please consult your local building codes before choosing and installing your fence. Gates are a nominal 1in. less than the opening to accommodate hinges and latch.

POSTS

Flat Cap POSTS



LINE



CORNER



END/GATE

Ball Cap POSTS



LINE



CORNER



END/GATE

72in.

**Use with
4ft panels*



BLACK #833643
WHITE #833644
BRONZE #835300

BLACK #833645
WHITE #833646
BRONZE #835299

BLACK #833647
WHITE #833648
BRONZE #835301

BLACK #833890
WHITE #833891
BRONZE #833887

BLACK #833892
WHITE #833894
BRONZE #833889

BLACK #833895
WHITE #833896
BRONZE #835302

**Actual Size 72in H x 2in W x 2in L*

84in.

**Use with
5ft panels*



BLACK #835361
WHITE #835362
BRONZE #835363

BLACK #835367
WHITE #835368
BRONZE #835369

BLACK #835373
WHITE #835374
BRONZE #835375

BLACK #835364
WHITE #835365
BRONZE #835366

BLACK #835370
WHITE #835371
BRONZE #835372

BLACK #835376
WHITE #835377
BRONZE #835378

**Actual Size 84in H x 2in W x 2in L*

NOTE: All posts are pre-routed to accept rails and include caps and screws.


WARNING: VERIFY LEGAL REQUIREMENTS FOR USE WITH POOLS, HOT TUBS, AND SPAS.



Chatham Fence

IronCraft's Chatham aluminum fence four rail design with varied picket spacing gives this fence more character. Pickets spacing is 3-13/16 in and 1-5/8 in. Chatham gates are available in both straight and arched top designs.


FEATURES



*For Panels, Gates, & Posts



PANEL



PANEL SIZES



4ft.h x 6ft. w
BLACK #833758
WHITE #833759
BRONZE #833760

5ft. h x 6ft. w
BLACK #833761
WHITE #833762
BRONZE #833763

*Actual Size 48in H x 72in W

*Actual Size 60in H x 72in W

Important Information:
- NOT for Pool Installation - NOT RACKABLE

Chatham Fence

GATES

4 ft. GATES



4ft. h x 4ft. w



BLACK #833782
WHITE #833783
BRONZE #833784


*Actual Size
48in H x 47in W



4ft. h x 5ft. w

BLACK #833785
WHITE #833786
BRONZE #833787

*Actual Size
48in H x 59in W



4ft. h x 6ft. w

BLACK #833788
WHITE #833789
BRONZE #833790

*Actual Size
48in H x 71in W



4ft. h x 4ft. w - Arch

BLACK #833791
WHITE #833792
BRONZE #833793

*Actual Size
48in H x 47in W




4ft. h x 5ft. w - Arch

BLACK #833794
WHITE #833795
BRONZE #833796

*Actual Size
48in H x 59in W

5 ft. GATES



5ft. h x 4ft. w



BLACK #838640
WHITE #838641
BRONZE #838642


*Actual Size
60in H x 47in W



5ft. h x 5ft. w

BLACK #838634
WHITE #838635
BRONZE #838636

*Actual Size
60in H x 59in W



5ft. h x 6ft. w

BLACK #838631
WHITE #838632
BRONZE #838633

*Actual Size
60in H x 72in W



5ft. h x 4ft. w - Arch

BLACK #838643
WHITE #838644
BRONZE #838645

*Actual Size
60in H x 47in W



5ft. h x 5ft. w - Arch

BLACK #838637
WHITE #838638
BRONZE #838639

*Actual Size
60in H x 59in W



GATES INCLUDE

ALL HARDWARE
HINGES & GRAVITY LATCH

NOTE: Gates are not designed for use with powered gate operators. Please consult your local building codes before choosing and installing your fence. Gates are a nominal 1in. less than the opening to accommodate hinges and latch.

POSTS

Flat Cap POSTS



LINE



CORNER



END/GATE

Ball Cap POSTS



LINE



CORNER



END/GATE

72in.

*Use with
4ft panels



BLACK #833764
WHITE #833765
BRONZE #833766

BLACK #833767
WHITE #833768
BRONZE #833769

BLACK #833770
WHITE #833771
BRONZE #833772

BLACK #838547
WHITE #838548
BRONZE #838549

BLACK #838553
WHITE #838554
BRONZE #838555

BLACK #838559
WHITE #838560
BRONZE #838561

*Actual Size 72in H x 2in W x 2in L

84in.

*Use with
5ft panels



BLACK #833773
WHITE #833774
BRONZE #833775

BLACK #833776
WHITE #833777
BRONZE #833778

BLACK #833779
WHITE #833780
BRONZE #833781

BLACK #838550
WHITE #838551
BRONZE #838552

BLACK #838556
WHITE #838557
BRONZE #838558

BLACK #838562
WHITE #838563
BRONZE #838564

*Actual Size 84in H x 2in W x 2in L

NOTE: All posts are pre-routed to accept rails and include caps and screws.


ALUMINUM



Truro Fence

IronCraft's Truro aluminum fence has a traditional wrought iron look with staggered pickets. Picket spacing is 3-13/16 in.

P
A
N
E
L



4ft. h x 6ft. w



BLACK #833649
WHITE #833650
BRONZE #835332

Important Information:
NOT for Pool Installation

F
E
A
T
U
R
E
S

Color



Black



White



Bronze



*For Panels, Gates, & Posts

G
A
T
E
S

4 ft.
GATES




4ft. h x 4ft. w



BLACK #833715
WHITE #833716
BRONZE #835336


*Actual Size
48in H x 47in W



4ft. h x 5ft. w

BLACK #833717
WHITE #833718
BRONZE #835337

*Actual Size
48in H x 59in W



4ft. h x 6ft. w

BLACK #833719
WHITE #833720
BRONZE #835338

*Actual Size
48in H x 71in W



NOTE: Gates are not designed for use with powered gate operators. Please consult your local building codes before choosing and installing your fence. Gates are a nominal 1in. less than the opening to accommodate hinges and latch.

P
O
S
T
S

Flat
Cap
POSTS

*Use with
4ft panels



LINE



CORNER



END/GATE

Ball
Cap
POSTS

*Use with
4ft panels



LINE



CORNER



END/GATE

72in.
*Actual Size
72in H x 2in W
x 2in L



BLACK #833651
WHITE #833652
BRONZE #835333

BLACK #833653
WHITE #833654
BRONZE #835334

BLACK #833655
WHITE #833656
BRONZE #835335

BLACK #838622
WHITE #838623
BRONZE #838624

BLACK #838625
WHITE #838626
BRONZE #838627

BLACK #838628
WHITE #838629
BRONZE #838630


NOTE: All posts are pre-routed to accept rails and include caps and screws.



Cheshire Fence

IronCraft's Cheshire aluminum fence is a more elegant design with a smooth top without any exposed pickets. Similar to Berkshire style with less spacing between pickets. Picket spacing is 1-5/16 in.

PANEL



4ft. h x 6ft. w



BLACK #833657
WHITE #833658
BRONZE #838565

Important Information:
- NOT for Pool Installation
- NOT RACKABLE

*Actual Size 48in H x 72in W

FEATURES

Color



Black



White




Bronze



*For Panels, Gates, & Posts

GATES

4 ft. GATES




4ft. h x 4ft. w



BLACK #833721
WHITE #833722
BRONZE #833881

*Actual Size
48in H x 47in W



4ft. h x 5ft. w

BLACK #833723
WHITE #833724
BRONZE #833882

*Actual Size
48in H x 59in W

*Gates include two self-closing hinges and a gravity latch



NOTE: Gates are not designed for use with powered gate operators. Please consult your local building codes before choosing and installing your fence. Gates are a nominal 1in. less than the opening to accommodate hinges and latch.

POSTS

Flat Cap POSTS

*Use with 4ft panels



LINE



CORNER



END/GATE

Ball Cap POSTS

*Use with 4ft panels



LINE



CORNER



END/GATE

72in.

*Actual Size
72in H x 2in W
x 2in L



BLACK #833659
WHITE #833660
BRONZE #833878

BLACK #833661
WHITE #833662
BRONZE #833879

BLACK #833663
WHITE #833664
BRONZE #833880

BLACK #838568
WHITE #838569
BRONZE #838570

BLACK #838571
WHITE #838572
BRONZE #838573

BLACK #838574
WHITE #838575
BRONZE #838576

NOTE: All posts are pre-routed to accept rails and include caps and screws.



Adjustable Wall Mount

Used to secure rail to wood or concrete surface.

BLACK #833729
WHITE #833730
BRONZE #833838

**Actual Size
2-3/8in x 1-1/2in*



Wall Mount

Used to secure rail to wood or concrete surface.

BLACK #833731
WHITE #833732
BRONZE #833839

**Actual Size
2-3/8in x 1-3/8in x 1in*



Deck Mount

Used to secure base of post to wood or concrete surface. (screws not included)

BLACK #833733
WHITE #833734
BRONZE #833840

**Actual Size
4-3/8in sq x 1-3/4in tall*



Gravity Latch

1 included with each gate.

BLACK #833725
WHITE #833726
BRONZE #833836



Drop Rod Assembly

For use with drive gates.
Secures gate to driveway.

BLACK #833727
WHITE #833728
BRONZE #833837

**Actual Size
24in x 5/8in*



Magnetic Protector Gate Latches

Used on pool gates.

10in. **BLACK** #833741
19.5in. **BLACK** #833739
10in. **WHITE** #833742
19.5in. **WHITE** #833740



5 in. Self Closing Gate Hinge

2 included with each gate.

BLACK #833743
WHITE #833744
BRONZE #833843

**Actual Size
5in x 3in*



Ball Post Cap

BLACK #833735
WHITE #833736
BRONZE #833841

**Actual Size
2-1/4in sq x 3-5/8in tall*



Flat Post Cap

BLACK #833745
WHITE #833746
BRONZE #833844

**Actual Size
2in x 2in*



Screws

1in Self-Tapping

BLACK #833747
WHITE #833748
BRONZE #833845

100/Bag



Butterfly Scroll

Used for decoration on fence pickets.

BLACK #833749
WHITE #833750
BRONZE #833846

**Actual Size 3-1/2in x 3-3/4in*



Estate Scroll

Used for decoration on gates.

BLACK #833751
WHITE #833752
BRONZE #833847

**Actual Size 16in x 5-3/4in*



Touch Up Paint

Color matched to Fence

BLACK #833737
WHITE #833738
BRONZE #833842

.6oz Bottle



**Not sure what components you may need for your new fencing project?
Check out the fence calculator tool on ironcraftfences.com.**

Step by step, the fence calculator tool guides you through the process of creating your fencing order. By answering a series of questions, the calculator helps you to determine the number of panels, gate(s), each post, and components you will need to complete your project.

1

Select desired style

2

Either enter the linear feet of your total fencing run and number of corners OR enter your address and draw out your fencing run to determine linear feet using Google Maps

3

Answer a series of 8 questions that detail the specifics of your project


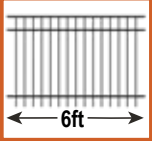
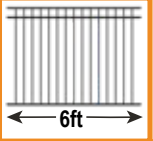
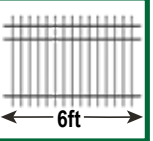
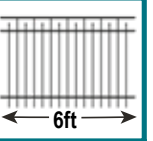
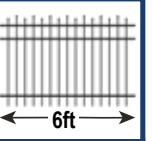
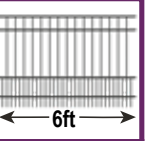
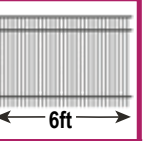
4

A printable shopping list is generated

Scan QR code for Fence Calculator:



All panels come pre-assembled. Panels, Posts and Gates sold separately.

FENCE STYLE	 6ft EASTHAM 4ft	 6ft BERKSHIRE 4ft, 5ft	 6ft BERKSHIRE DELUXE 52in	 6ft ORLEANS 4ft, 5ft, 6ft	 6ft HEMPSTED 4ft, 5ft, 6ft	 6ft TRURO 4ft	 6ft CHATHAM 4ft, 5ft	 6ft CHESHIRE 4ft
A Rail Size	1" All Styles							
B Rail Thickness	.055" All Styles							
C Picket Size	.59" All Styles							
D Picket Thickness	.05" All Styles							
E Picket Spacing	3.86"						1.62"	1.31"
F Fluted Picket	✓	✓	✓	✓	✓		✓	✓
*Racking	✓	✓	✓	✓	✓	✓		
**Screwless Design			✓					

Warranty



*Rackable



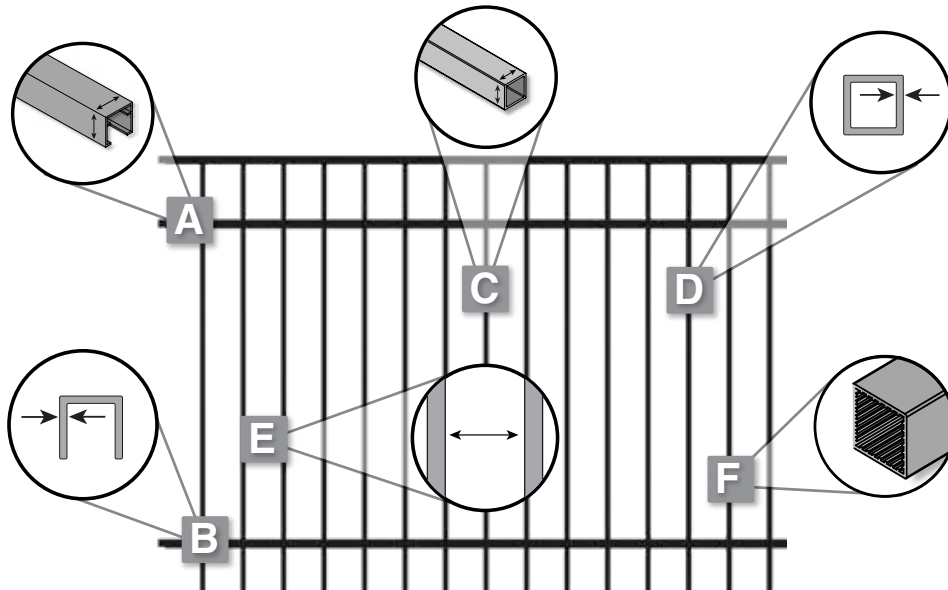
Material











Quality



**Patented Screwless Design



FENCE STYLE	 EASTHAM 4ft	 BERKSHIRE 4ft, 5ft	 BERKSHIRE DELUXE 52in	 ORLEANS 4ft, 5ft, 6ft	 HEMPSTED 4ft, 5ft, 6ft	 TRURO 4ft	 CHATHAM 4ft, 5ft	 CHESHIRE 4ft
A Rail Size	1" All Styles							
B Rail Thickness	.055" All Styles							
C Picket Size	.59" All Styles							
D Picket Thickness	.05" All Styles							
E Frame Post Size	1.49" All Styles							
F Frame Post Thickness	.118" All Styles							
G Picket Spacing	3.86"						1.62"	1.31"

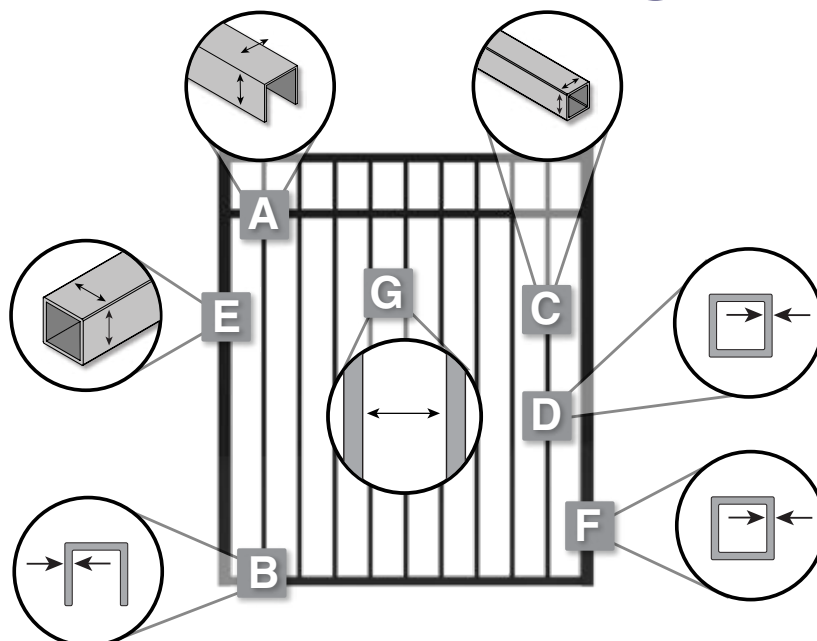
Warranty



Material



Quality



Posts come with pre-punched holes and with either a ball or flat post cap.
Panels, Posts and Gates sold separately.

FENCE STYLE	EASTHAM 6ft	BERKSHIRE 6ft, 7ft	BERKSHIRE DELUXE 79in	ORLEANS 6ft, 7ft, 8ft	HEMPSTED 6ft, 7ft	TRURO 6ft	CHATHAM 6ft	CHESHIRE 6ft
A Post Size	2" x 2" All Styles							
Line and Corner Post Thickness	.062" All Styles							
C End/Gate Post Thickness	.080" All Styles							
Post Spacing	72-1/2" All Styles							
Installation Hardware Included	Yes, All Styles							

Warranty



Material



Quality



Line

Corner

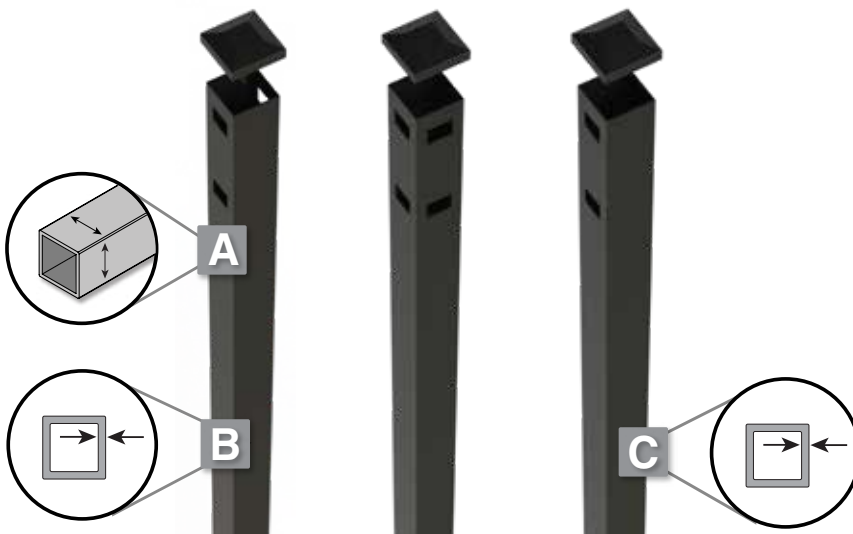
End/Gate

Available Post Cap Style

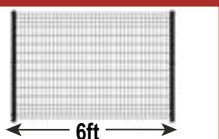
Flat



Ball



FENCE PANEL



EURO

4ft, 5ft, 6ft

A Material

4mm wire rod

B Mesh Size

2" x 2" & 2" x 4"

Powder Coated




Pre-Assembled



V-Groove Design



FENCE GATE



EURO

4ft, 5ft, 6ft

A Material

4mm wire rod

B Mesh Size

2" x 4"

C Frame

40mm x 40mm
square steel tubing

D Frame Wall Thickness

1.5mm

Powder Coated



Pre-Assembled



FENCE POST

EURO

4ft, 5ft, 6ft

A Post Size

50mm x 50mm
square steel tubing

B Wall Thickness

1.5mm

C-D Available Styles

C- In-Ground Post

D- Flange Post

Available Heights

50", 62", 74" - Flange

74", 86", 98"

Installation Hardware Included

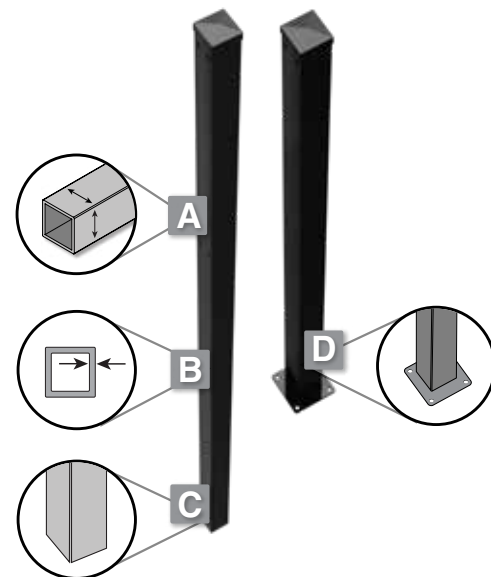
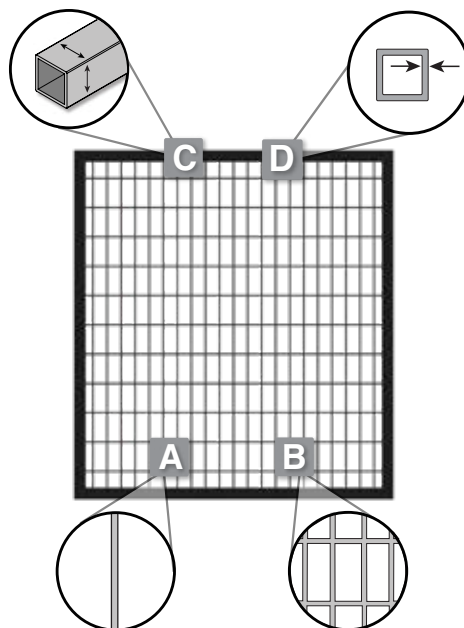
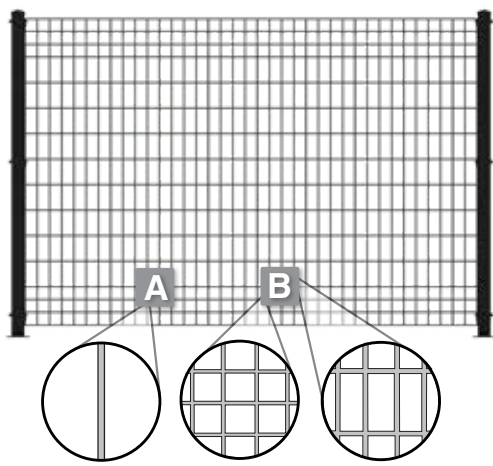
Yes

Powder Coated



Warranty

10 YEAR
LIMITED
WARRANTY





by Origin Point Brands, LLC



Residential Fence

Ironcraftfences.com

For questions or quotes, please contact us at 1-888-662-1788

Origin Point Brands, LLC
1116 Newton Way
Summerville, SC 29483